Macaw

Backing: 3 5/8 yd • Binding: Tonga-B7900-Ink, 1/2 yd.

*Limited stock on Tonga-B7900-Persimmon and Tonga-B7900-Lotus fabrics.
If unavailable through Timeless, select a suitable replacement from existing stock or other solid batik collection.

TIMELESS TREASURES
Wallflowers & Java Blenders

57" x 57"

B3
Tonga-B7900-Ink
1 7/8 yd

J1, K1, L10
Tonga-B6874-Ink
1 1/4 yd

J2, K2, L9, B2:a, B2:b
Tonga-B7900-Tissue
1 1/2 yd

J3:f, K3:f, K4:f, L6
Tonga-B7900-Blue
3/8 yd

J3:d, K3:d, K4:d, L4
Tonga-B7900-Lotus*
3/8 yd

J3:b, K3:b, K4:b, L2
Tonga-B7900-Persimmon*
3/8 yd

J3:g, K3:g, K4:g, L7
Tonga-B7900-Bondi
3/8 yd

J3:h, K3:h, K4:h, L8
Tonga-B7900-Lucky
3/8 yd

J3:e, K3:e, K4:e, L5
Tonga-B7900-Hyacinth
3/8 yd

J4, B1, B2:c
Tonga-B7900-Jet
1 1/4 yd

J3:c, K3:c, K4:c, L3
Tonga-B7900-Rhubarb
3/8 yd

J3:a, K3:a, K4:a, L1
Tonga-B7900-Daffodil
3/8 yd

Quiltworx.com
Judy Niemeyer Quilting
E-mail: info@quiltworx.com
Website: www.quiltworx.com
Visit us on:

ORDERING GUIDE

Macaw • Finished Quilt Size is 57” x 57” • Designed by Quiltworx.com

Fabric selection from Timeless Treasures • Bolt requirements are based on 15-yd put-up

	Fabric #	YDS EACH	BOLTS	4 Kits	BOLTS	8 Kits	BOLTS	12 Kits	BOLTS	20 Kits	BOLTS	30 Kits	BOLTS
Tonga-B7900-Ink	B3	1 7/8	1	7 1/2	1	15	1	22 1/2	2	37 1/2	3	56 1/4	4
Tonga-B6874-Ink	J1, K1, L10	1 1/4	1	5	1	10	1	15	1	25	2	37 1/2	3
Tonga-B7900-Tissue	J2, K2, L9, B2:a, B2:b	1 1/2	1	6	1	12	1	18	2	30	2	45	3
Tonga-B7900-Blue	J3:f, K3:f, K4:f, L6	3/8	1	1 1/2	1	3	1	4 1/2	1	7 1/2	1	11 1/4	1
Tonga-B7900-Lotus	J3:d, K3:d, K4:d, L4	3/8	1	1 1/2	1	3	1	4 1/2	1	7 1/2	1	11 1/4	1
Tonga-B7900-Lucky	J3:h, K3:h, K4:h, L8	3/8	1	1 1/2	1	3	1	4 1/2	1	7 1/2	1	11 1/4	1
Tonga-B7900-Persimmon	J3:b, K3:b, K4:b, L2	3/8	1	1 1/2	1	3	1	4 1/2	1	7 1/2	1	11 1/4	1
Tonga-B7900-Bondi	J3:g, K3:g, K4:g, L7	3/8	1	1 1/2	1	3	1	4 1/2	1	7 1/2	1	11 1/4	1
Tonga-B7900-Daffodil	J3:a, K3:a, K4:a, L1	3/8	1	1 1/2	1	3	1	4 1/2	1	7 1/2	1	11 1/4	1
Tonga-B7900-Hyacinth	J3:e, K3:e, K4:e, L5	3/8	1	1 1/2	1	3	1	4 1/2	1	7 1/2	1	11 1/4	1
Tonga-B7900-Rhubarb	J3:c, K3:c, K4:c, L3	3/8	1	1 1/2	1	3	1	4 1/2	1	7 1/2	1	11 1/4	1
Tonga-B7900-Jet	J4, B1, B2:c	1 1/4	1	5	1	10	1	15	1	25	2	37 1/2	3
Tonga-B7900-Ink	Binding	1/2	1	2	1	4	1	6	1	10	1	15	1
As Desired	Backing	3 5/8	1	14 1/2	1	29	2	43 1/2	3	72 1/2	5	108 3/4	8

*Limited stock on Tonga-B7900-Persimmon and Tonga-B7900-Lotus fabrics. If unavailable through Timeless, select a suitable replacement from existing stock or other solid batik collection.

© Copyright February 2020 • Macaw • V01-062020

All rights reserved. No part of this pattern can be reproduced in any form for any commercial purpose without the expressed written permission of Judy Niemeyer Quilting. The written instructions, foundation papers, graphics, and photographs for the pattern were designed as a package for the purpose of retail sales and as a result fall under the protection of the federal copyright laws of the United States of America. Extra materials may be obtained from local quilt shops or directly from Judy Niemeyer Quilting.

For wholesale fabric ordering Information, please contact:

TIMELESS TREASURES

800-466-0666

http://www.ttfabrics.com

Rev. 6/23/2020

Quiltworx.com

Judy Niemeyer Quilting

E-mail: info@quiltworx.com

Website: www.quiltworx.com

Visit us on: YouTube

► Palm Leaf Star Color Layout

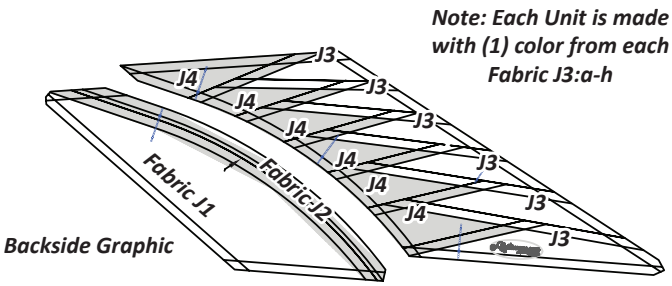

Units J1, J2 Yardage, Make (8) ea.		
GROUP-J-003 FABRIC #	**PRECUT STRIPS**	**ASSIGNED COLOR**
Fabric J1 Unit J1, Temp J1-1	**(2)** 4-1/2" Strips	Fabric Swatch
Fabric J2 Unit J1 Temp (TLS) #3	**(2)** 4" Strips	Fabric Swatch
Rainbow Fabric J3:a-h Unit J2 (TLS) #1	**(1)** 5" Strip of each Color	Fabric Swatch
Fabric J4 Unit J2 (TLS) #2	**(4)** 5" Strips	Fabric Swatch

► Leaf Top Color Layout

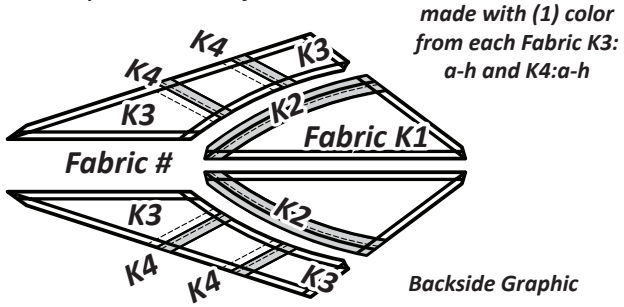

Units K1R, K1L, & K2R, K2L Yardage Make (8) ea.		
GROUP-K-002 FABRIC #	**PRECUT STRIPS**	**ASSIGNED COLOR**
Fabric K1 Temp K1L-1 & K1R-1	**(4)** 3-1/2" Strips	Fabric Swatch
Fabric K2 Unit K2L & K2R (TLS) #1	**(2)** 6-1/2" Strips	Fabric Swatch
Rainbow Fabrics K3: a,b,c,d,e,f,g,h Unit K2L & K2R (TLS) #2 & 3	**(1)** 3-1/4" strip of each color	Fabric Swatch
Rainbow Fabric s K4: a,b,c,d,e,f,g,h Unit K2L & K2R (TLS) #4	**(1)** 1-1/2" strip of each color	Fabric Swatch

► Rainbow Star Color Layout (see next page)

Units L1R-L4R & L1L-L4L Yardage, (4) ea.		
GROUP-L-005 FABRIC #	**PRECUT STRIPS**	**ASSIGNED COLOR**
Fabric L1 (TLS) #2 and #3	**(1)** (2-1/2") Strip	YELLOW
Fabric L2 (TLS) #1 and #4	**(1)** (2-1/2") Strip	ORANGE
Fabric L3 (TLS) #2 and #3	**(1)** (2-1/2") Strip	RED
Fabric L4 (TLS) #1 and #4	**(1)** (2-1/2") Strip	PINK
Fabric L5 (TLS) #2 and #3	**(1)** (2-1/2") Strip	PURPLE

Units L1R-L4R & L1L-L4L Yardage, (4) ea.		
GROUP-L-005 FABRIC #	**PRECUT STRIPS**	**ASSIGNED COLOR**
Fabric L6 (TLS) #1 and #4	**(1)** (2-1/2") Strip	ROYAL
Fabric L7 (TLS) #2 and #3	**(1)** (2-1/2") Strip	TEAL
Fabric L8 (TLS) #1 and #4	**(1)** (2-1/2") Strip	GREEN
Fabric L9 (TLS) #7, #8, #9, & #10	**(1)** 3-1/2" Strip and **(4)** 2-1/2" Strips	WHITE
Fabric L10 (TLS) #5 & #6	**(8)** 2-1/2" Strips	BLACK

© Copyright February 2020 • Macaw • V01-062020



Quiltster Color Layout:
The fabric references shown on the Star match the front side of the quilt block, and the color layout provided in Quiltster.

© Copyright February 2020 • Macaw • V01-062020

► Tiny Rays Color Layout (Yardage Table on next page)

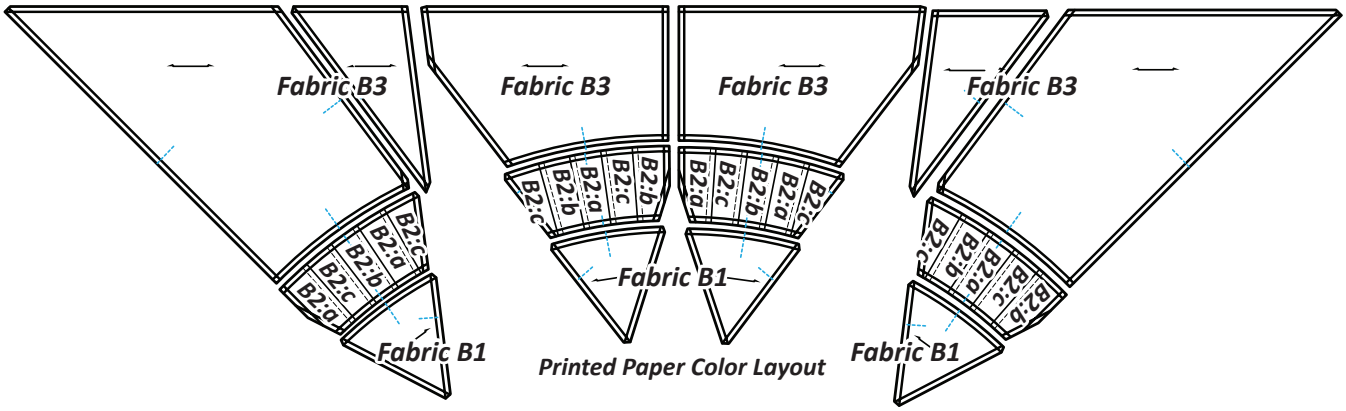

NOTE - Backside Graphic: *The color layout shown matches the printed side of the paper, and the backside of the quilt.*

Units B1L-B2L & B1R-B2R, T-Temp B1L-B3L & B1R-B3R Yardage, Make (4) ea.		
GROUP-B FABRIC #	**YDS INCH**	**ASSIGNED COLORS**
Fabric B1: T-Temp BL & BR	3/8 yd or (12")	Fabric Swatch
Fabric B2:a Unit B1L, B2L, B1R, B2R, Strips	1/4 yd or (7-1/2")	Fabric Swatch
Fabric B2:b Unit B1L, B2L, B1R, B2R, Strips	1/4 yd or (7-1/2")	Fabric Swatch
Fabric B2:c Unit B1L, B2L, B1R, B2R, Strips	3/8 yd or (10")	Fabric Swatch
Fabric B3: T-Temp B1L-B3L and B1R-B3R	1-7/8 yd or (64")	Fabric Swatch

© Copyright February 2020 • Macaw • V01-062020

FABRIC LABEL SHEET
Avery 5160/5960

© Copyright February 2020 • Macaw • V01-062020

Rev. 6/23/2020

Fabric J1
Unit J1, Temp J1-1
(2) 4-1/2” Strips

Fabric J2
Unit J1 Temp (TLS) #3
(2) 4” Strips

Rainbow Fabric J3:a
Unit J2 (TLS) #1
(1) 5” Strip

Rainbow Fabric J3:b
Unit J2 (TLS) #1
(1) 5” Strip

Rainbow Fabric J3:c
Unit J2 (TLS) #1
(1) 5” Strip

Rainbow Fabric J3:d
Unit J2 (TLS) #1
(1) 5” Strip

Rainbow Fabric J3:e
Unit J2 (TLS) #1
(1) 5” Strip

Rainbow Fabric J3:f
Unit J2 (TLS) #1
(1) 5” Strip

Rainbow Fabric J3:g
Unit J2 (TLS) #1
(1) 5” Strip

Rainbow Fabric J3:h
Unit J2 (TLS) #1
(1) 5” Strip

Fabric J4
Unit J2 (TLS) #2
(4) 5” Strips

Fabric K1
Temp K1L-1 & K1R-1
(4) 3-1/2” Strips

Fabric K2
Unit K2L & K2R (TLS) #1
(2) 6-1/2” Strips

Rainbow Fabrics K3:a
Unit K2L & K2R (TLS) #2 & 3
(1) 3-1/4” strip

Rainbow Fabrics K3:b
Unit K2L & K2R (TLS) #2 & 3
(1) 3-1/4” strip

Rainbow Fabrics K3:c
Unit K2L & K2R (TLS) #2 & 3
(1) 3-1/4” strip

Rainbow Fabrics K3:d
Unit K2L & K2R (TLS) #2 & 3
(1) 3-1/4” strip

Rainbow Fabrics K3:e
Unit K2L & K2R (TLS) #2 & 3
(1) 3-1/4” strip

Rainbow Fabrics K3:f
Unit K2L & K2R (TLS) #2 & 3
(1) 3-1/4” strip

Rainbow Fabrics K3:g
Unit K2L & K2R (TLS) #2 & 3
(1) 3-1/4” strip

Rainbow Fabrics K3:h
Unit K2L & K2R (TLS) #2 & 3
(1) 3-1/4” strip

Rainbow Fabric s K4:a
Unit K2L & K2R (TLS) #4
(1) 1-1/2” strip

Rainbow Fabric s K4:b
Unit K2L & K2R (TLS) #4
(1) 1-1/2” strip

Rainbow Fabric s K4:c
Unit K2L & K2R (TLS) #4
(1) 1-1/2” strip

Rainbow Fabric s K4:d
Unit K2L & K2R (TLS) #4
(1) 1-1/2” strip

Rainbow Fabric s K4:e
Unit K2L & K2R (TLS) #4
(1) 1-1/2” strip

Rainbow Fabric s K4:f
Unit K2L & K2R (TLS) #4
(1) 1-1/2” strip

Rainbow Fabric s K4:g
Unit K2L & K2R (TLS) #4
(1) 1-1/2” strip

Rainbow Fabric s K4:h
Unit K2L & K2R (TLS) #4
(1) 1-1/2” strip

FABRIC LABEL SHEET

Avery 5160/5960

© Copyright February 2020 • Macaw • V01-062020

Rev. 6/23/2020

Fabric L1
(TLS) #2 and #3
(1) 2-1/2” Strip

Fabric L2
(TLS) #1 and #4
(1) 2-1/2” Strip

Fabric L3
(TLS) #2 and #3
(1) 2-1/2” Strip

Fabric L4
(TLS) #1 and #4
(1) 2-1/2” Strip

Fabric L5
(TLS) #2 and #3
(1) 2-1/2” Strip

Fabric L6
(TLS) #1 and #4
(1) 2-1/2” Strip

Fabric L7
(TLS) #2 and #3
(1) 2-1/2” Strip

Fabric L8
(TLS) #1 and #4
(1) 2-1/2” Strip

Fabric L9
(TLS) #7, #8, #9, & #10
(1) 3-1/2” Strip and
(4) 2-1/2” Strips

Fabric L10
(TLS) #5 & #6
(8) 2-1/2” Strips

Fabric B1:
T-Temp BL & BR
(2) 6” Strips

Fabric B2:a
Unit B1L, B2L, B1R, B2R, Strips
(3) 2-1/2” Strips

Fabric B2:b
Unit B1L, B2L, B1R, B2R, Strips
(3) 2-1/2” Strips

Fabric B2:c
Unit B1L, B2L, B1R, B2R, Strips
(4) 2-1/2” Strips

Fabric B3:
T-Temp B1L-B3L and B1R-B3R
(4) 16” Strips

Binding
5/8 yd