

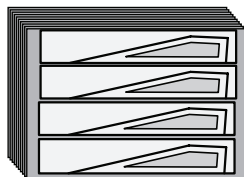
## ► Option #1: Cabin Fever:

If you are making this quilt after having made the Cabin Fever quilt pattern using Batik Fat Quarters, you will not only have your cutout arcs left over, but also enough fabric to cut the spikes and strip pieced border from the Fat Quarters remnants. In this case, you will only need the following additional yardage:

- Fabric #C1: 4-1/2 Yards
- Fabric #C2: 2 Yards

Follow these steps to get your Spike pieces and border pieces cut.

**Step 1:** There should be a series of 6" x 6-1/2" rectangles from (5) groups of (5) light fabrics and (5) groups of (5) dark fabrics (total of (50) rectangles). Stack these in (5) stacks of (10).



**Step 2:** Use the Unit S Spike Template and cut (200) 1-1/2" by 6-1/2" pieces.

**Step 3:** Sort your fabric pieces into (50) groups of (4), grouping the pieces according to color. Clip the same color groups together with a paperclip and place in Bag #1.

**Step 4:** There should also be a series of 4" x 12" rectangles from (5) groups of (5) light fabrics and (5) groups of (5) dark fabrics (total of 50 rectangles). Stack these into (5) stacks of (10) and then slice each stack in half, creating (10) stacks of (10) 2" x 12" rectangles.

**NOTE - More Fabric than you Need:** You have just cut MANY more pieces for the scrappy border than you will need for this quilt.

**Step 5:** Select (30) 2" x 12" strips from what you have cut and place these into Bag #4. Try not to repeat a strip and select ones that provide good contrast to your background fabric.

**Step 6:** Cut Fabrics #C1 and #C2 as directed in this pattern. For more variety, divide the background and border into more than (1) color and mix and match! Piece the large border!

## ► Option #1: Osprey's Nest:

If you are making Spurs with cutout arcs from the Osprey's Nest pattern, you will need to select coordinating fabrics for the rest according to the yardage in the table below. Choose (50) arcs from the log cabin cutout arcs in the Osprey's Nest Pattern with (25) light and (25) dark needed to complete the quilt. Then, complete this pattern as directed in these instructions!

**NOTE - Reclaimed West Option:** If you have chosen to make Spurs as a follow-up to Osprey's Nest: At the Lake Cabin, colors are recommended below!

FABRIC #	YDS	FABRIC COLOR
USING OSPREYS NEST: AT THE LAKE CABIN (No #C6 to #C8)		
#C1	4-1/2	JN-C2904 ALMOND
#C2	2	JN-C2899 BEIGE
#C3	1/2	JN-C2913 BLUE
#C4	1/2	JN-C2906 CHARCOAL
#C5	1/2	JN-C2908 GREY
#C9	7/8	JN-C2916 BLACK

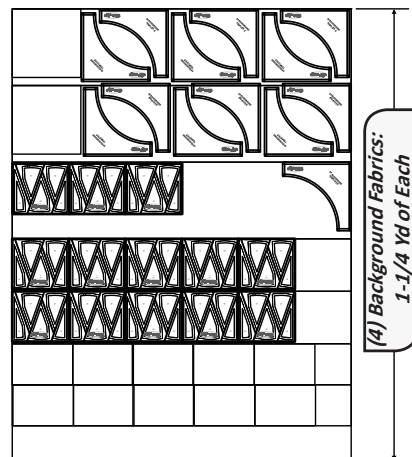
## ► Alternate Batik Colorway

Quiltworx.com has completed a second sample of Spurs, using the Firestorm Batik Collection, where the (4) lightest Batiks are used for the Background and Outside Border (#C1 and #C2), and the remaining (12) Batiks are the Accent colors (#C3 to #C9). Yardage for each color is shown in the table below. Cutting diagrams for the Backgrounds and Accents are provided as reference.

When the cutting is complete, Complete the Option 2 Piecing and Assembly Instructions to finish the quilt.

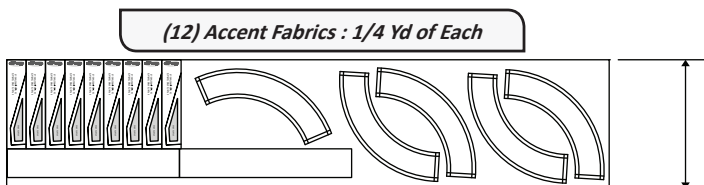
**Backgrounds:** Cut the following from each of (4) Background Colors:

- (2) 8-1/2" squares (Bag #2),
- (13) Background Templates (Bag #2),
- (13) Unit S Background Template Layout Sheet Rectangles (Bag #1),
- (10) 4-1/2" x 7-1/2" rectangles (Border, Bag #5).



**Accent Colors:** Cut the following from each of (12) Accent Colors:

- (9) 1-1/2" x 6-1/2" Unit S Spike Pieces (Select 100 and discard the rest) (Bag #1).
- (5) Template A Arcs (Select 50 and discard the rest) (Bag #3)
- (2) 2" x 12" Rectangles (Border, Bag #4)



**Pieced Border:** Sew the 4-1/2" x 7-1/2" rectangles from your background colors in Bag #5 end to end, then cut into (4) 70" strips. Follow the Outside Border Instructions on Page 10 of this pattern.

FABRIC #	YDS	FABRIC COLOR	
MIXED BATIKS OPTION (TONGA FIRESTORM COLLECTION)			
#C1	1-1/4 Yd of each	B2507 MULBERRY B3177 SEDONA	B2961 DAWN B3179 CREAM
#C2	1/4 Yd of each	B2507 MULBERRY B3177 SEDONA	B2961 DAWN B3179 CREAM
#C3-#C9	1/4 Yd of each	B3583 KALE B3176 SUNSET B3171 EGGPLANT B3173 POLLEN B3178 MOSS B3319 FLAME	B3175 VIXEN B2968 FIRESTORM B3172 HARVEST B3174 AUTUMN B3316 SPRUCE B1472 KIWI