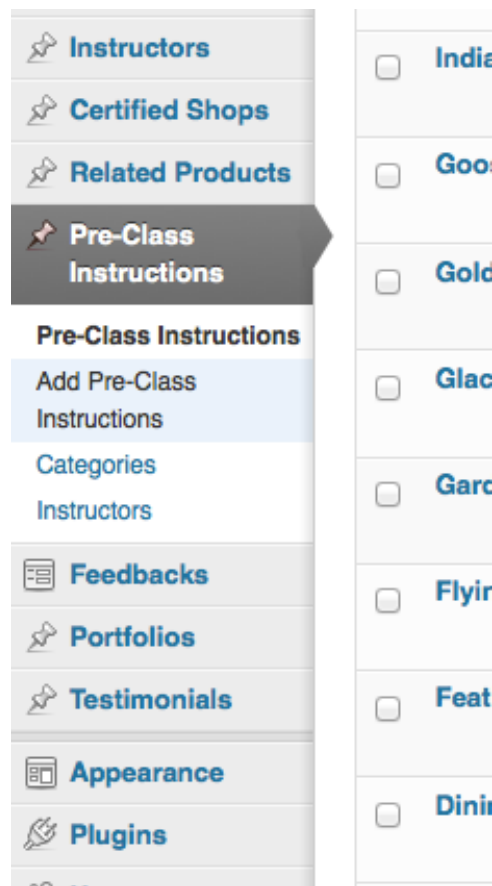


ADDING PRE-CLASS INSTRUCTIONS

WORDPRESS

Log in here: <http://www.quiltworx.com/wp-login>

Hover over Pre-Class Instructions in the left column of dashboard and select "Add Pre-Class Instructions" or hover over the "+ New" button on the top row of the dashboard and select "Pre-Class Instructions" from the drop-down menu.



Choose the pattern(s) that this pre-class instruction post will apply to from the Categories list on the right.

Categories

All CategoriesMost Used

☐ Instructors Supply List

☐ Judy Supply List

☐ Patterns

☐ A Garden for my Wedding Ring

☐ A Touch of Spring

☐ Agave Garden

☐ Amazon Star

☐ Arizona Cactus

☐ Arrowhead Crossing

☐ Autumn Splendor

[+ Add New Category](#)

Select yourself from the Instructors list on the right.

Instructors

All InstructorsMost Used

☐ Andrea Schnur

☐ Brenda Hall

☐ Catherine Erickson

☐ Cathie Boucher-Sollman

☐ Denise Green

☐ Diana Simkins

☐ Eileen Urbanek

☐ Fran Sargent



☐ Ginny Radloff

☐ Jackie Kunkel

[+ Add New Instructor](#)

Enter title and content


 Add New Pre-Class Instructions


Upload/Insert  


B


I


ABC





























VisualHTML

Path: p

Word count: 0

Click on the "Publish" button.


Publish

Save Draft

Preview

Status: **Draft** [Edit](#)

Visibility: **Public** [Edit](#)

 Publish immediately [Edit](#)

[Move to Trash](#)

Publish

Note: If you are an admin and adding the instructions for another instructor, make sure that instructor is selected from the Author drop-down menu. If the instructor does not appear, then they have not been added as a wordpress user yet, and you should consult the Adding An Instructor documentation.