

Glacier Star

Technique of the Month Class

(10/19; 11/16; 1/18; 2/15; 3/15; 5/17; 6/21)

No classes in December 2103 & April 2014



(60"x60")

This is one of Judy Niemeyer's most popular patterns – skill level is confident beginner/intermediate. If you have some experience in paper piecing (and even if you haven't) and normal sewing skills, you should do fine in this class. This class is designed to teach you many of Judy's techniques that are shared amongst her other beautiful quilts – based on her organizational skills and ease of learning how to do paper piecing "the easy way" - You will enjoy this class and feel comfortable in doing other quilts by Judy Niemeyer. The Technique of the Month (TOM) is designed to teach you a new technique in each class. There are six techniques used in this quilt.

Technique 1: New York Beauty

Technique 2: Geese in the Pond

Technique 3: Lone Star

Technique 4: Snowflake Star

Technique 5: Feathered Star

Technique 6: Circling Geese Border



(90"x90")

Our first class will be an information session which includes: learning how to cut out the papers, templates, fabric; instructions on how to read the pattern and help in selection of fabrics if needed. Pattern includes all foundation papers, templates

Pattern Cost {60"x60"} \$60.00 plus tax; {90"x90"} \$85.00 plus tax *

Supply List:

Judy Niemeyer Glacier Star Pattern (60" x 60") and Glacier Star Queen Extension to make quilt (90" x 90")*

Purple Thang	Add-a-Quarter Ruler	4 x 16" Plastic Template (for folding)
Flower Pins	Glue Stick (UHU)	Glue Pen
Gallon Plastic Bags	Large Paper Clips	Metal Black Clips
Rotary Cutter/Blades	Self-healing Cutting Mat	Thread/#70 Needles

~~~~~ *We will go over all the notions needed at the first class* ~~~~~

**\*Patterns will be purchased from instructor at first class.**

**\*\* You will need your normal sewing supplies and machine**

**Optional: (Not necessary)** Small iron; Ironing Pad; Light table/Pencil

### Material Requirements: (Depending on finished quilt size)

**Initial Glacier Star Quilt (60"x60") Yardage Requirement:**

| Label (Cut)      | Yardage Amount | Placement               | Total Yardage Amount |
|------------------|----------------|-------------------------|----------------------|
| Background B-1   | 1 yard         | Unit-B                  | 2 1/3 yards          |
|                  | 1/3 yard       | Unit-C1, C2, C3         |                      |
|                  | 7/8 yard       | Unit-A1, A2             |                      |
| Background B-2   | 1 yard         | Unit-E                  | 2 2/3 yards          |
|                  | 1 2/3 yards    | Unit-D1, D2             |                      |
| Background B-3   | 1/3 yard       | Unit-S                  | 2 yards              |
|                  | 1 1/2 yards    | Unit-G1, G2             |                      |
| Accent Color A-1 | 1/2 yard       | Snowflake Spikes Unit-A | 2/3 yard             |
|                  | 1/6 yard       | Geese Unit-G            |                      |
| Accent Color A-2 | 1/4 yard       | Snowflake Star Unit-A   | 5/8 yard             |
|                  | 1/6 yard       | Geese Unit-B            |                      |
|                  | 1/6 yard       | Geese Unit-G            |                      |

| Label (Cut)       | Yardage Amount | Placement           | Total Yardage Amount |
|-------------------|----------------|---------------------|----------------------|
| Accent Color A-3  | 1/6 yard       | Geese Unit-B        | 1/3 yard             |
|                   | 1/6 yard       | Geese Unit-G        |                      |
| Accent Color A-4  | 1/6 yard       | Geese Unit-B        | 1/3 yard             |
|                   | 1/6 yard       | Geese Unit-G        |                      |
| Accent Color A-5  | 1/6 yard       | Geese Unit-B        | 1/3 yard             |
|                   | 1/6 yard       | Geese Unit-G        |                      |
| Accent Color A-6  | 1/3 yard       | Spikes Unit-S       | 2/3 yard             |
|                   | 1/6 yard       | Geese Unit-B        |                      |
|                   | 1/6 yard       | Geese Unit-G        |                      |
| Accent Color A-7  | 1/8 yard       | Diamond Unit-C      | 1/3 yard             |
|                   | 1/6 yard       | Geese Unit-G        |                      |
| Accent Color A-8  | 5/8 yard       | Spikes Unit-E       | 7/8 yard             |
|                   | 1/6 yard       | Geese Unit-G        |                      |
| Accent Color A-9  | 1 1/3 yards    | Spikes Unit-D1 & D2 | 2 1/3 yards          |
|                   | 7/8 yard       | Accent Border       |                      |
|                   | 1/8 yard       | Diamond Unit-C      |                      |
| Accent Color A-10 | 1/2 yard       | Diamond Unit-C      | 2 3/8 yards          |
|                   | 1 1/3 yards    | Accent Border       |                      |
|                   | 1/2 yard       | Binding Unit-G      |                      |

**Queen Extension (90"x90") Yardage Requirement: (This is in addition to above requirements)**

| Label (Cut)       | Yardage Amount | Placement                         | Total Yardage Amount |
|-------------------|----------------|-----------------------------------|----------------------|
| Background B-4    | 1 yard         | Unit-H                            | 1 yard               |
| Background B-5    | 3 1/2 yards    | Unit-CG                           | 3 1/2 yards          |
| Accent Color A-11 | 1 1/3 yards    | Section 4 (8 template pieces)     | 1 1/3 yards          |
|                   |                | Section 6 (16 template pieces)    |                      |
| Accent Color A-12 | 3 yards        | Section 5 (16 template pieces)    | 3 yards              |
|                   |                | Section 6 (8 template pieces)     |                      |
| Accent Color A-13 | 3/8 yard       | Geese & Spikes Unit CG-1 & Unit H | 3/8 yard             |
| Accent Color A-14 | 3/8 yard       | Geese & Spikes Unit CG-1 & Unit H | 3/8 yard             |
| Accent Color A-15 | 3/8 yard       | Geese & Spikes Unit CG-1 & Unit H | 3/8 yard             |
| Accent Color A-16 | 3/8 yard       | Geese & Spikes Unit CG-1 & Unit H | 3/8 yard             |
| Accent Color A-17 | 3/8 yard       | Geese & Spikes Unit CG-1 & Unit H | 3/8 yard             |
| Accent Color A-18 | 3/8 yard       | Geese & Spikes Unit CG-1 & Unit H | 3/8 yard             |
| Accent Color A-19 | 3/8 yard       | Geese & Spikes Unit CG-1 & Unit H | 3/8 yard             |
| Accent Color A-20 | 3/8 yard       | Geese & Spikes Unit CG-1 & Unit H | 3/8 yard             |

**Backing and Binding: 9 Yards**

~~~~~

A good rule of thumb – is to purchase additional fabric in each color – any amount from ¼ yard to 1/3 yard should do. This is just in case you might run short – and mistakes can happen while cutting or piecing. Save your scraps – you could possibly need them later.


If you have any questions prior to class – please email me at andrea.schnur@comcast.net

Thanks and see you in class!! ☺

Andrea Schnur
301-514-8597

(60"x60")

Glacier Star




Practice with your colors!

Use only for your personal use - Copies can be made for different color way selections.







**You can scan and save as a .jpg file and use a free color editor at www.pixlr.com*

(90"x90")

Glacier Star w/Queen Extension



Color/Section Location – Quarter Section of Original Glacier Star

 B-1	 A-2	 A-6	 A-10
 B-2	 A-3	 A-7	
 B-3	 A-4	 A-8	
 A-1	 A-5	 A-9	

